


East Lethbridge Catholic Parish Assessment Project

Final 7 February 2024

Program Space and Needs Report

Cyndi Lilienthal



The Program Space and Needs team developed and executed a plan and process to produce a survey to prioritize Parish Needs as identified by All Saints Parishioners. Needs were identified by parishioners in the following four categories: Liturgy Needs; Pastoral Needs; Social Justice Needs; and Family Life Needs.

The survey was available electronically on the parish website generated from SurveyMonkey and went live on June 14, 2023. The weekend of 17/18 June parishioners were offered the opportunity to fill in a hardcopy at the beginning of all Masses celebrated during the weekend. The Program Space and Needs Survey collected 782 parishioner responses between the electronic and hardcopies.

The results of the survey are reported in the following report.

Figure 1-Liturgy Needs of the Parish

Liturgy Needs of the Parish												
	1	2	3	4	5	Total	WT Ave					
Parking, including handicapped parking	2.40%	18	3.20%	24	11.87%	89	18.93%	142	63.60%	477	750	4.38
Confessional space	2.53%	19	4.13%	31	16.91%	127	26.50%	199	49.93%	375	751	4.17
Barrier free entrance to the Church	5.37%	41	4.46%	34	15.86%	121	18.74%	143	55.57%	424	763	4.15
Gathering space for people (Narthex)	3.84%	29	5.03%	38	21.43%	162	24.87%	188	44.84%	339	756	4.02
Preparation room for priest (Sacristy)	2.64%	20	4.88%	37	18.60%	141	27.18%	206	46.70%	354	758	4.1
Parenting Room	4.08%	31	7.25%	55	21.34%	162	25.69%	195	41.63%	316	759	3.94
Change tables in washrooms	5.26%	39	5.94%	44	22.67%	168	28.74%	213	37.38%	277	741	3.87
Dedicted storage for liturgical items and decorations	4.93%	37	7.73%	58	25.47%	191	30.27%	227	31.60%	237	750	3.76
Live streaming ability with AV	6.22%	46	8.80%	65	25.58%	189	24.63%	182	34.78%	257	739	3.73
Dedicated space for Baptismal font	4.93%	37	7.73%	58	25.47%	191	30.27%	227	31.60%	237	750	3.76
Choir Loft	13.08%	99	14.66%	111	28.01%	212	20.87%	158	23.38%	177	757	3.27
Choir practice room	11.80%	89	16.98%	128	28.91%	218	21.75%	164	20.56%	155	754	3.22
More space between pews	16.34%	125	15.95%	122	27.45%	210	18.17%	139	22.09%	169	765	3.14

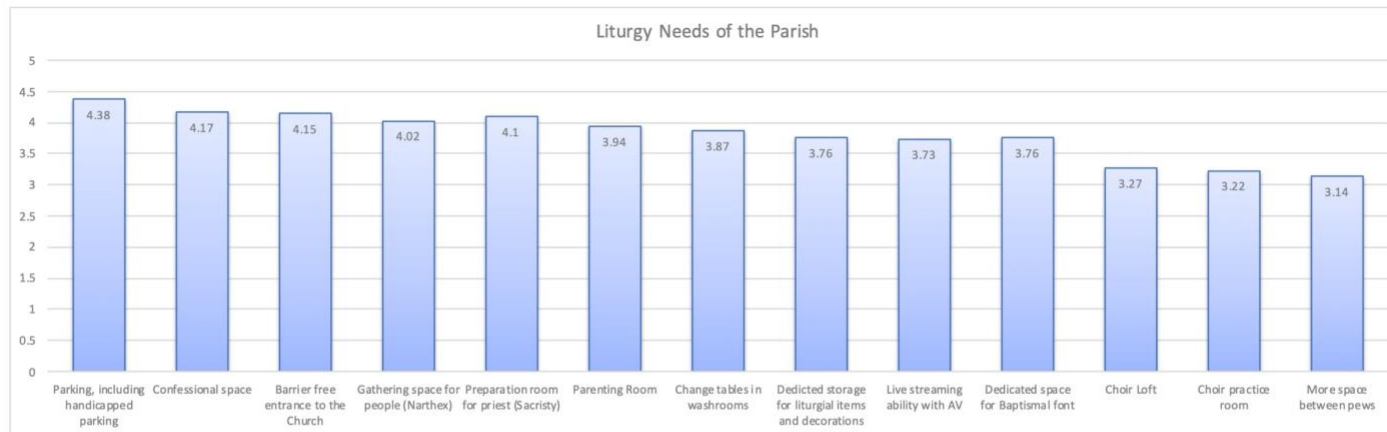


Figure 2-Pastoral Needs of the Parish

Pastoral Needs of the Parish

	1	2	3	4	5	Total	WT Ave					
Handicapped washrooms	2.83%	21	4.58%	34	11.17%	83	22.75%	169	58.68%	436	743	4.3
Office/Administration	3.13%	23	3.53%	26	18.75%	138	28.40%	209	46.20%	340	736	4.11
Kitchen serving facilities	3.11%	23	5.95%	44	18.54%	137	30.45%	225	41.95%	310	739	4.02
Kitchen cooking facilities	3.23%	24	5.39%	40	19.00%	141	32.75%	243	39.62%	294	742	4
Technology for presentations	3.41%	25	7.22%	53	22.62%	166	32.43%	238	34.33%	252	734	3.87
Barrier free meeting rooms	5.62%	41	6.99%	51	24.11%	176	26.44%	193	36.85%	269	730	3.82
Multiple sized meeting rooms	5.83%	43	8.68%	64	29.72%	219	28.90%	213	26.87%	198	737	3.62



Figure 3-Social Justice Needs of the parish

Social Justice Needs of the Parish												
	1	2	3	4	5	Total	WT Ave					
Inclusive Parish and worship space	4.53%	32	4.24%	30	21.64%	153	27.30%	193	42.29%	299	707	3.99
Drop off bins for Fodd Bank	4.75%	35	5.83%	43	24.83%	183	29.04%	214	35.55%	262	737	3.85
Outreach programs (Alcoholics Anonymus, Prison Ministry, Gamblers Anonymus)	4.56%	33	6.78%	49	24.90%	180	30.71%	222	33.06%	239	723	3.81
Outreach program space	2.92%	21	6.82%	49	26.84%	193	35.33%	254	28.09%	202	719	3.79

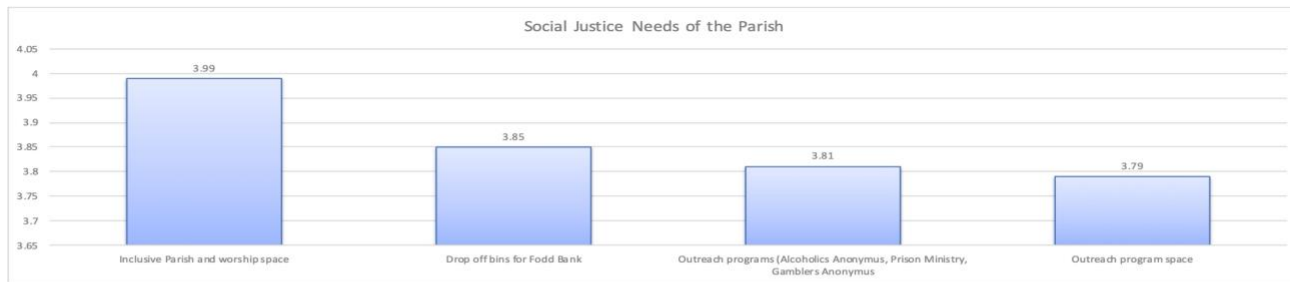
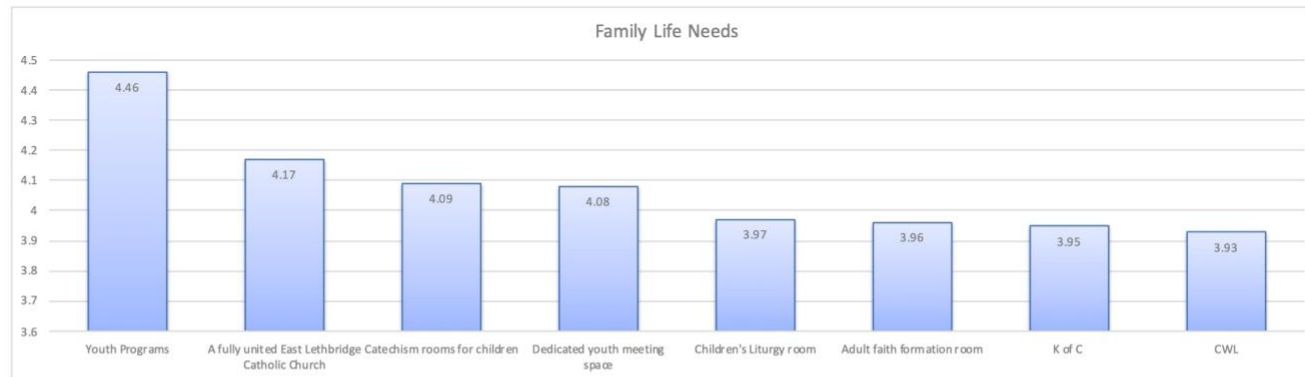


Figure 4-Family Life Needs

Family Life Needs	1		2		3		4		5		Total	WT Ave
Youth Programs	1.64%	12	1.37%	10	9.56%	70	23.91%	175	63.52%	465	732	4.46
A fully united East Lethbridge Catholic Church	6.01%	43	5.45%	39	13.41%	96	15.92%	114	59.22%	424	716	4.17
Catechism rooms for children	2.74%	20	3.97%	29	19.29%	141	29.55%	216	44.46%	325	731	4.09
Dedicated youth meeting space	2.48%	18	5.23%	38	19.15%	139	28.37%	206	44.77%	325	726	4.08
Children's Liturgy room	2.91%	21	4.44%	32	23.30%	168	31.21%	225	38.14%	275	721	3.97
Adult faith formation room	2.78%	20	5.28%	38	22.08%	159	32.92%	237	36.94%	266	720	3.96
K of C	4.77%	33	5.35%	37	21.68%	150	27.02%	187	41.18%	285	692	3.95
CWL	5.36%	38	4.09%	29	22.71%	161	27.64%	196	40.20%	285	709	3.93



Program Space and Needs Survey Report

The Program Space and Needs Survey was centred around four (4) main headings: Liturgical Needs, Pastoral Needs, Social Justice Needs and Family Life Needs. Under each of these headings there were several items which the parishioners were asked to rank from 1 to 5, with 1 being least important and 5 being most important. The next three (3) questions were asked to determine the demographics of those who took part in this survey.

Of the total number of surveys returned (782) some participants did not answer all the questions therefore when a question was not answered completely the respective total number of responses will be noted.

Question 1 (Liturgy Needs of the Parish): This question was answered by 780 individuals or 99.7%. Overall, all the liturgical needs were ranked important or higher, between 3.14-4.38, however the most important liturgical needs for those that responded was parking, including handicapped parking, followed closely by confessional space and a barrier free entrance to the Church.

Question 2 (Pastoral Needs of the Parish): This question was answered by 753 individuals or 96.3%. Overall, all the pastoral needs were ranked important or higher with a range of 3.6 to 4.3. The highest ranking was for handicapped washrooms which is consistent with question 1 in terms of handicapped parking and barrier free church entrance being highly ranked. It is also indicated that the respondents consider social functions as very important based on the ranking of kitchen facilities.

Question 3 (Social Justice Needs of the Parish): This question was answered by 745 individuals or 95.3%. What is evident from this question is that community both in the church and in outreach programs to the larger community, is very important. It is also very important to have an inclusive church where all are welcome.

Question 4 (Family Life Needs): This question was answered by 760 individuals or 97.2%. The people see the need for youth programs which is evident from the rank of 4.46 as well as room for sacramental preparation for our children. Again, we see the sense of community in that the people see the need for a fully united church.

Question 5 (What is your age?): This question was answered by 749 individuals, or 95.8%. The majority of the individuals fell into two cohorts, 31-64 (314) and 65+ (325) with respective percentages of 40.2% and 41.6% for a total of 81.8% These percentages are based on the number of responses returned.

Question 6 (Are you currently a parishioner of All Saints Parish?): This question was answered by 692 individuals, or 88.5%. Of this percentage, 78.9% indicated that they are currently parishioners of All Saints Parish. These percentages are based on the number of responses returned.

Question 7 (Which group are you currently a member): This question was answered by 316 individuals or 40.4%, therefore it is imprudent to attach much weight to this question. Although the two highest group responses were CWL (89) and K of C (83).

Program Space and Needs Survey Analysis

Overall, the response to this survey was excellent. Based on the number of responses compared to the attendance for the weekend the response rate exceeded 75%, which far surpasses the average response rate for surveys.

What people felt were the most important needs, in Question 1, are not available in our current church layouts. There is insufficient parking, handicapped or otherwise in all three church locations. Barrier free entrance only exists at Assumption Church since both St Patrick's and St Basil's have stairs (The two ramps at St Basil's are difficult to use.) Also, there is no gathering space at the front of the church in any of the church locations.

The highest ranking in Question 2, Pastoral Needs, was handicapped washrooms, however only Assumption has a handicapped washroom available which is not located in the church but in the hall beside the church. The washrooms at St Basil's are in the basement. The washroom at St Patrick's on the main floor is not a handicapped washroom. People felt that having kitchen facilities was important however only Assumption has fully accessible working kitchen facilities. The kitchen facilities in St Basil's and St Patrick's are in the basement therefore not barrier full.

In Question 3 what ranked highest was a totally inclusive parish and worship space which is not surprising since the parishioners realize that we need to heal and resolve the issues of church location.

In terms of Family Life Needs, the congregation feels that youth programs are most important. However, we have limited space to be able to run all the programs required, such as youth programs, sacramental preparation, adult faith formation and children's liturgy. Scheduling for our limited spaces has proven to be a problem in the past especially considering that our two largest spaces, Assumption and St Basil's Hall, are also used for funeral lunches.

Based on what the congregation feels are the most important needs for our parish, none of our locations, as they currently exist, can offer everything the people feel they need.